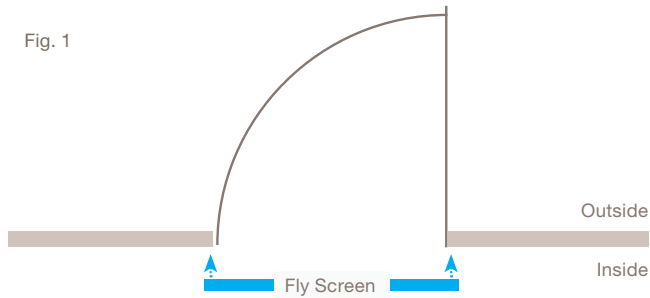


Measuring guide

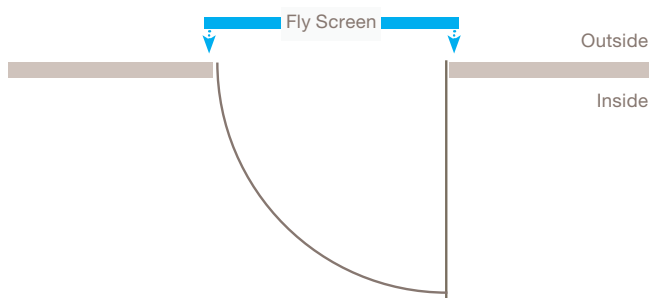
Pull across window screen

1 Do you fix your fly screen inside or outside the property?

Fig. 1



- If your window opens outwards you will need to mount the screen on the inside.



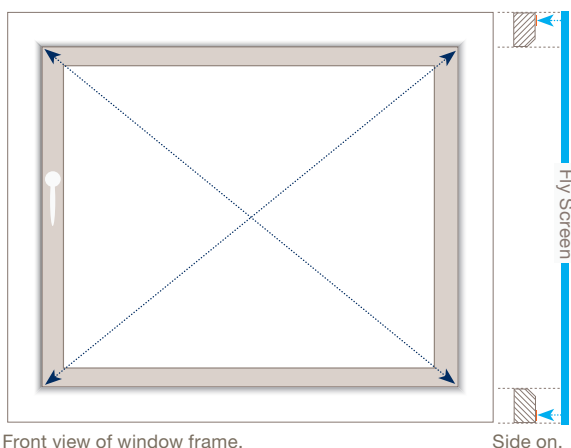
- If your window opens inwards you will need to mount the screen on the outside.

2 Is your opening suitable?

- Ensure opening to be covered is square by measuring diagonally from the top right corner to the bottom left and then from the top left to the bottom right (Fig. 2). Both measurements should be equal (within 5mm).

! If they are not, please email info@diyflyscreens.co.uk for guidance.

Fig. 2



3 Is your window frame suitable?

- Ensure you have a frame all the way around your window (Fig. 3/3b).
- Ensure the surface you are fitting the screen to is flat, smooth and clear of any obstruction.
- Ensure you have at least 10mm of flat surface on the outside edge of the frame for the adhesive strip (Fig. 4). This does not include the bevelled area (Fig. 5).

! If you have less than 10mm on any side please email us for guidance.

Fig. 3




Fig. 3b

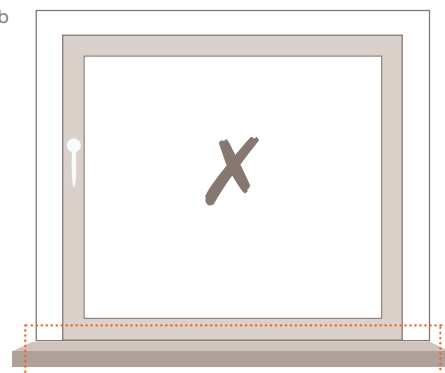


Fig. 4


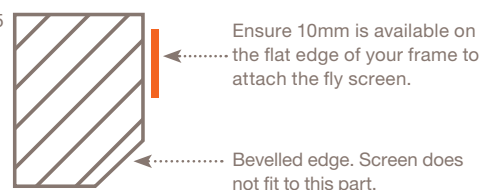



Fig. 5



4 Will your screen 'overlap'?

Fly screen frame dimensions (Fig 6).	mm
Width top/bottom (a)	36
Retractable side & slide bar (b)	78
Opposite side (c)	27

- If your window frame is thinner than the fly screen on any of the four sides, the fly screen will overlap your opening slightly.
- As long as you have 10mm of sticking surface your screen will still function correctly.

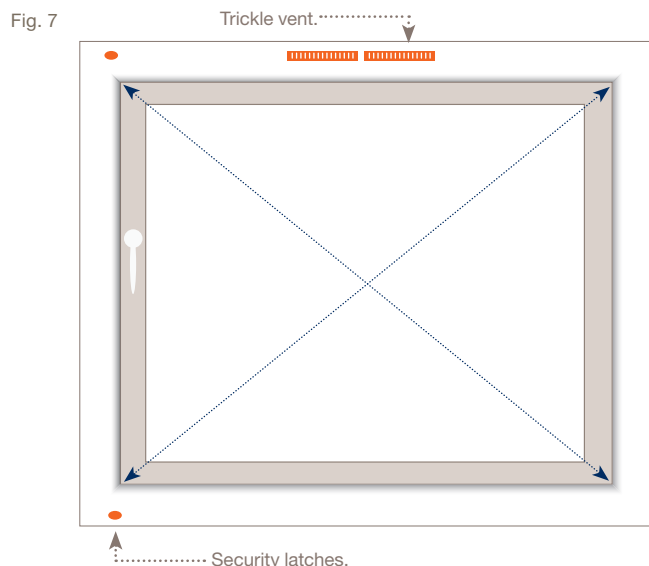


5 Check for obstructions

- Ensure that your window frame is free of any obstructions such as trickle vents (Fig. 7) so that you have a clean area to fix the fly screen to.

! If you have an obstruction which cannot be easily removed or worked around, please email for guidance.

Examples of typical obstructions:



6 Measure your screen size

- Measure from where you want the outer edge of the fly screen to sit. Typically this is the outer edge of your window frame (Fig. 8). Your width (x) and height (y) will be equal to the total width and height of your fly screen frame.

! Please take care when providing us with your measurements as we cannot accept returns of made-to-measure products.

Measurements	mm
Height (y)	
Width (x)	

